LOAD CHART - FULL SPAN OUTRIGGERS

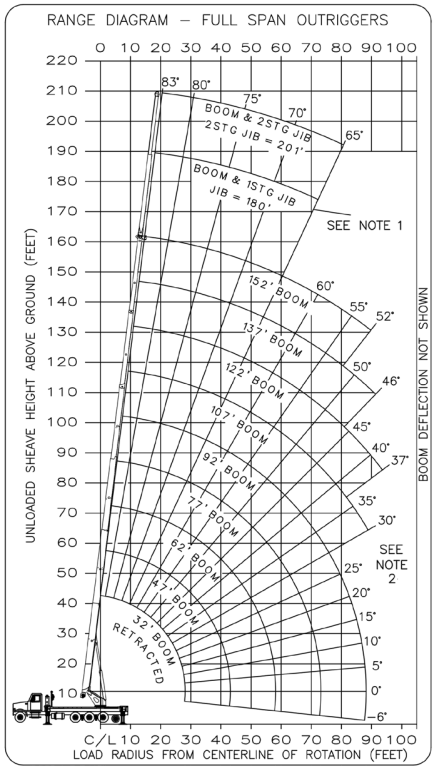

BOOM LOAD CAPACITIES IN LBS. WITH FULL SPAN OUTRIGGERS (24 FT)

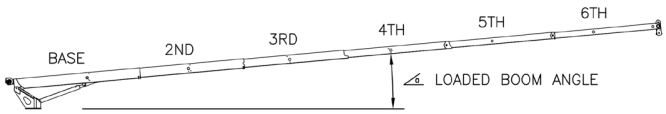

LOAD RADIUS (FT)	32 FT BOOM ∠	32 FT BOOM LBS	47 FT BOOM ∠	47 FT BOOM LBS	62 FT BOOM ∠	62 FT BOOM LBS	77 FT BOOM ∠	77 FT BOOM LBS	92 FT BOOM ∠	92 FT BOOM LBS	107 FT BOOM ∠	107 FT BOOM LBS	122 FT BOOM ∠	122 FT BOOM LBS	137 FT BOOM ∠	137 FT BOOM LBS	152 FT BOOM ∠	152 FT BOOM LBS
7	72	80000	78	21100	81	21000												
8	70	75000	76	21100	80	21000												
10	66	66500	74	21100	78	21000	80	20900										
12	62	58550	71	21100	76	21000	79	20900	81	20800								
15	56	47700	67	21100	73	21000	77	20900	79	20800	82	17200						
20	43	29350	60	21100	68	21000	73	20900	76	20800	79	17200	81	14100	82	10000		
25	27	18050	53	21100	63	21000	69	20900	73	20400	76	15700	78	14100	80	10000	81	8000
30			44	18600	58	19100	65	19400	70	18900	74	13800	76	13000	78	10000	79	8000
35			34	14600	52	15200	61	15500	66	15700	71	11800	74	10800	76	10000	78	8000
40			20	11800	45	12400	56	12700	63	12800	68	10600	71	9900	74	9450	76	8000
45					38	10100	51	10400	59	10600	65	9600	69	9000	72	8500	74	8000
50					31	8250	47	8600	56	8800	62	8800	66	8200	70	7650	73	7050
55					19	6700	41	7100	52	7300	59	7400	63	7300	67	6650	70	6050
60							35	5500	47	5800	55	6000	61	6100	65	5800	68	5250
65							28	4200	43	4500	52	4700	58	4800	62	4900	66	4550
70							17	3200	38	3500	48	3600	55	3800	60	3900	64	3900
75									32	2600	44	2800	51	2900	57	3000	61	3100
80									25	1900	40	2100	48	2200	54	2300	59	2300
85									16	1200	35	1400	45	1600	51	1600	57	1700
90											30	900	41	1000	49	1100	54	1200
95													37	600	46	600	52	700
	0	9400	0	8000	0	4700	0	2500	0	800	SEE NOTE 2							
		1130		790		600		480		400		350		300		270		240

NOTE: RATINGS ABOVE THE HEAVY LINE ARE BASED ON STRUCTURAL COMPETENCE AND NOT ON MACHINE STABILITY

⇦0° BOOM CAPACITIES
STOWED JIB LOAD DEDUCTIONS
⇦TELESCOPIC JIB DEDUCTIONS

AREA OF OPERATION

360° CAPACITY WORKING AREA WITH FULL SPAN

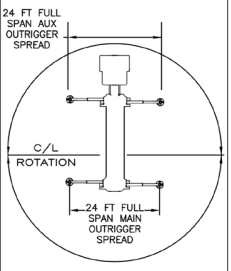

DEDUCTIONS FROM RATED LOADS FOR HANDLING DEVICES

OVERHAUL BALL: 230 LBS

1–SHEAVE LOADBLOCK: 360 LBS

2–SHEAVE LOADBLOCK: 500 LBS

3–SHEAVE LOADBLOCK: 600 LBS

JIB LOAD CAPACITIES (LBS) FOR ALL BOOM LENGTHS. JIB CAPACITIES ARE FOR FULL SPAN OUTRIGGERS (24 FT)

	LOADED BOOM ANGLE	65°✳	70°	75°	80°	83°
TELESCOPING	RETRACTED 28 FT JIB	1700	3100	4000	4000	4000
	EXTENDED 49 FT JIB	1400	2600	2600	2600	2600

✳ DO NOT OPERATE JIBS BELOW THIS ANGLE UNLESS BOOM IS FULLY RETRACTED. SEE NOTE 1.

970450609–B (SHEET 1)

Note 1: When jib is erected, boom must be fully retracted before lowering below minimum boom with jib angles. Retracted boom with jib has no lifting capacity below a 50 degree angle with full span outriggers and below a 65 degree angle not shown on jib load rating chart.

Note 2: Do not lower boom into this area, instability may occur. Hydraulic pressure may not allow raising the boom without retracting boom first.

Charts published herein are intended to be a guide only and should not be construed to warrant application for lifting purposes. Consult supplied operation manual for further details.

QUICK ATTACH ALUMINUM PLATFORM WITH OPTIONAL LANYARD INTERLOCK SYSTEM

Altec's class-leading safety features continue to be incorporated into the design of our Dual rated Products with the introduction of the improved Quick Attach Aluminum Platform. This system features a redesigned quick attach pinning system for improved rigidity and ease of installation, as well as a brand new all aluminum platform to resist corrosion. This system also includes a kickstand that is integrated into the platform yoke, allowing for safer and easier pinning of the platform to the boom tip. Additionally, this package is available with an optional lanyard alert system, to ensure operators are properly harnessed to the platform prior to operation. The lanyard interlock system provides an audible alert and prevents function if it senses the operator is not properly tied off.

E-SERIES CONTROLS

The E-series control system is a standard feature on the AC40E. Included is a redesigned swing system and state of the art CAN based hydraulic control system. This system ensures that motion starts and stops are extremely smooth with unparalleled meterability and swing control as well as best-in-class multifunction performance.

DUAL ENTRY CAB

Altec's patented dual entry cab provides safe access /egress throughout the entire range of rotation. The 20° tilt feature maximizes the viewing spectrum on the job site.

ADVANCED RADIO REMOTE CONTROL

This state-of-the-art remote pairs seamlessly with the "E-series" control system and offers the same meterability and control as if operating from the riding seat. The radio remote is equipped with an LCD screen used as a full LMAP readout in order to keep track of all of the unit's operating parameters from the platform.