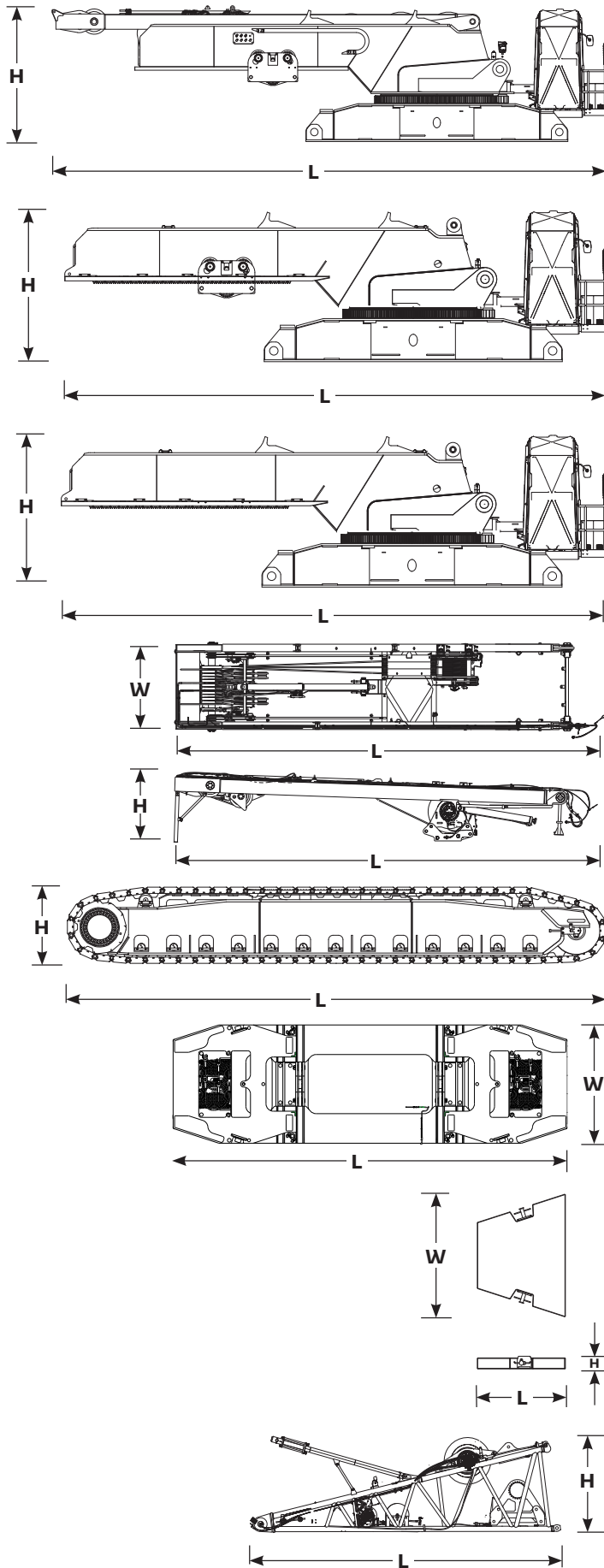


# Outline dimensions



Rotating bed assembly	
Length	13,7 m
Width	3,0 m
Height	3,2 m
Weight	54 800 kg

*Note: includes live mast, boom hoist, carbody jacks.*

Rotating bed assembly	
Length	11,6 m
Width	3,0 m
Height	3,2 m
Weight	45 800 kg

*Note: includes boom hoist, carbody jacks.*

*Note: excludes live mast, boom hoist*

Rotating bed assembly	
Length	11,6 m
Width	3,0 m
Height	3,2 m
Weight	42 600 kg

*Note: includes carbody jacks.*

*Note: excludes live mast, boom hoist and VPC® trolley.*

Live Mast Assembly	
Length	10,3 m
Width	2,3 m
Height	1,8 m
Weight	9000 kg

Crawlers	
Length	9,7 m
Width	1,2 m
Height	1,3 m
Weight	22 700 kg

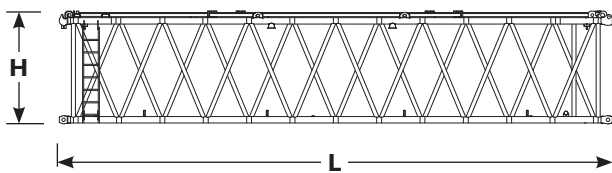
Counterweight tray	
Length	7,9 m
Width	2,4 m
Height	4,0 m
Weight	12 200 kg

Counterweight box	
Length	2,4 m
Width	3,3 m
Height	0,4 m
Weight	10 000 kg

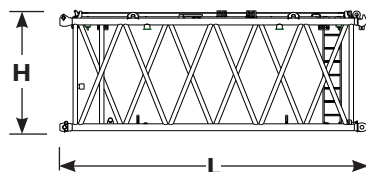
8 m No. 500 boom butt	
Length	8,4 m
Width	2,9 m
Height	2,5 m
Weight	16 400 kg

*Note: includes main hoist, luffing/auxillary hoist, rigging winch and spring boom stop.*

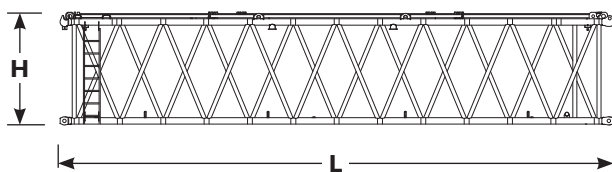
# Outline dimensions



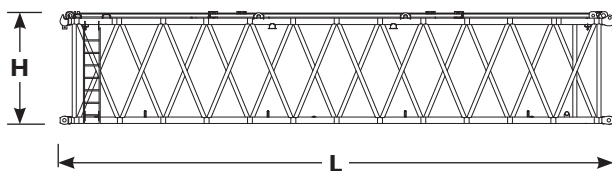
12 m No. 500 main boom heavy insert	
Length	12 m
Width	2,9 m
Height	2,5 m
Weight	5600 kg



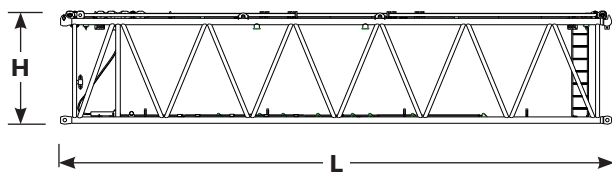
6 m No. 500 main boom medium insert	
Length	6,2 m
Width	3,0 m
Height	2,5 m
Weight	2400 kg



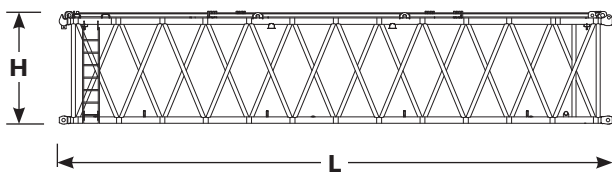
12 m No. 500 main boom medium insert with equalizer brackets	
Length	12,2 m
Width	3,0 m
Height	2,5 m
Weight	4500 kg



12 m No. 500 main boom medium insert	
Length	12,2 m
Width	3,0 m
Height	2,5 m
Weight	3800 kg



12m No. 500 main boom light insert with suspension	
Length	12,2 m
Width	3,0 m
Height	2,5 m
Weight	3800 kg



12m No. 500 main boom light insert	
Length	12,2 m
Width	3,0 m
Height	2,5 m
Weight	3500 kg