THE RIGHT SPECIFICATION FOR YOUR MATERIAL HANDLING NEEDS

Technical Data

Model	Maximum Lifting Moment (ft. lbs)	Gross Rotation Torque (ft. lbs)	Slewing Range	Stabilizer Spread	Weight (FL, R3x, STZ3, 4) (lbs)	Maximum Horizontal Reach	Maximum Vertical Reach	Maximum Horizontal Capacity (lbs)
PW 32001 A	194,790	42,700	470°	21’8”	6,742	43‘	55’6”	4,450 @ 42’
PW 32001 B	174,220	42,700	470°	21’8”	7,716	52‘8“	64’8”	2,950 @ 52’
PW 32001 C	159,850	42,700	470°	21’8”	7,829	61‘	73’2”	2,050 @ 61’
PW 35001-SH A	218,170	42,700	470°	21’8”	6,742	43‘	55‘6“	5,000 @ 42’
PW 35001-SH B	197,590	42,700	470°	21’8”	7,716	52‘8“	64’8”	3,400 @ 52’
PW 35001-SH C	183,220	42,700	470°	21’8”	7,829	61‘	73’2”	2,450 @ 61’
PW 38001 B	227,180	51,330	470°	24’4”	8,550	52‘9“	64’8”	3,950 @ 52’
PW 38001 C	231,430	51,330	470°	24’4”	9,240	61‘	73’2”	2,900 @ 61’
PW 42001-SH B	256,110	51,330	470°	24’4”	8,770	52‘9“	64’8”	4,500 @ 52’
PW 42001-SH C	241,640	51,330	470°	24’4”	9,480	61‘	73’2”	3,350 @ 61’
PW 50001-SH C	253,220	51,330	470°	24’4”	11,710	80‘9“	93’	1,780 @ 76’

PW 35001-SH C

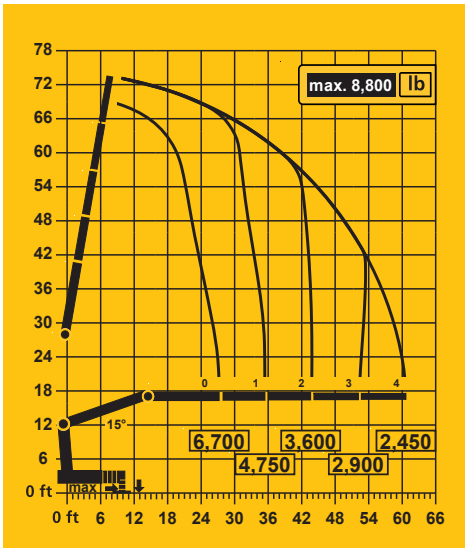

PW 42001 C

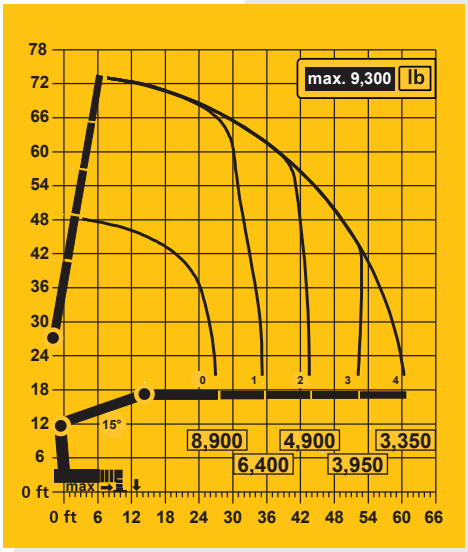

PW 50001-SH C

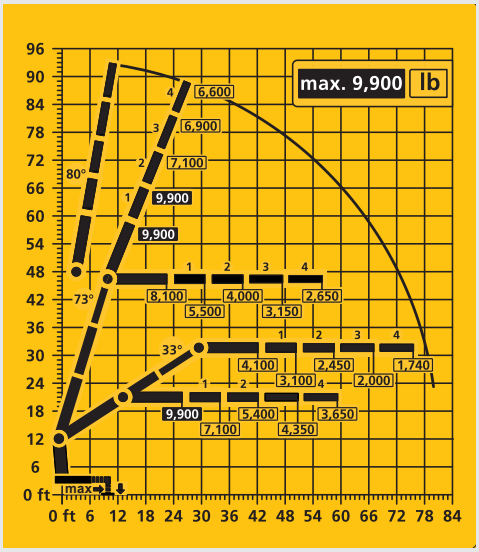

NORTH AMERICAN ASSEMBLY

What originally started out as a small subsidiary importing completed knuckle boom cranes from Europe, has now evolved to a company that has an assembly factory and produces a variety of products across North America.

From a 10 acre – 75,000 sq. foot state-of-the-art facility, located in Niagara Falls, PALFINGER coordinates its activities within the Palfinger Global Structure which includes: product assembly for Canada, Mexico and the USA, spare parts distribution and customer sales and service support as well as engineering and marketing services.

Expect **LIFETIME EXCELLENCE** from the market leader in crane technology!

SUPERIOR ENGINEERING

Being a market leader requires us to fully understand our customers' needs and their business. PALFINGER Project Engineering ensures the optimum truck configuration for the job. The weight distribution, payload capacity, and stability are checked and presented in easy to understand drawing sets. The main tasks of PALFINGER's project engineering include:

- Provide drawings showing proper layout of PALFINGER product and truck
- Prove accurate stability and weight distribution calculations
- Designing sub-frame structures
- Creating installation guidelines and providing additional support for product installation.

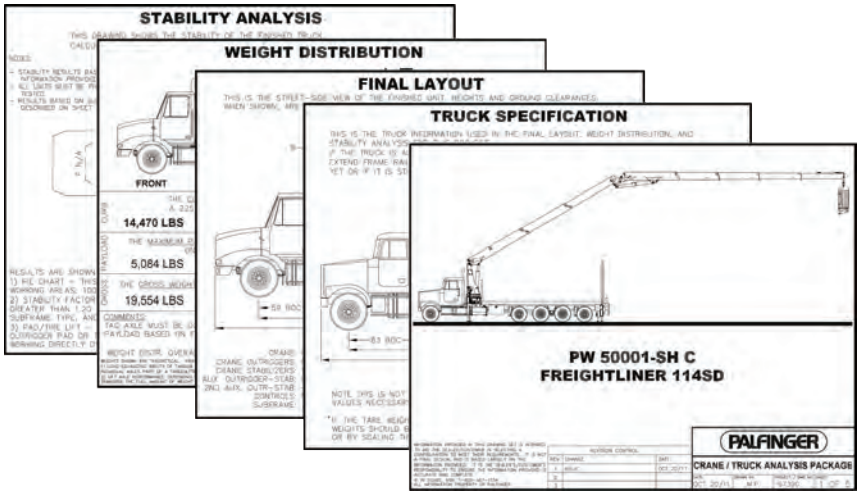

Cranes shown in the leaflet are partially equipped with optional features and do not always correspond to the standard version. Country-specific regulations must be observed. Dimensions may vary. Subject to technical changes, errors and translation mistakes.

Palfinger North America Region
7942 Dorchester Road
Niagara Falls, ON | L2G 7W7 | Canada
T + 1 800 567 1554
info@palfingerna.com

PALFINGER.COM

MATERIAL HANDLING CRANES. 11/19