Dimensions and weight

Slewing crane part: 213 ft - - 50 LVF

x 6

x 5

Slewing crane part		L (ft)	W (ft)	H (ft)	lb (+/- 5%)
Counter-jib	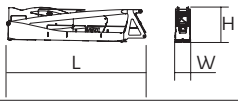 Ⓐ Ⓑ	36.1 36.1	3.8 3.8	8.1 8.1	19,213 18,629
Towerhead + cab	6.6 ft	16.1	7.5	8.3	18,618
Hoisting winch (+ rope)	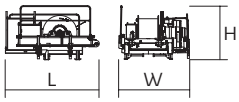 50 LVF 90 HPL™	10.6 10.6	8.1 10.8	6.2 5.8	6,945 9,235
Jib section	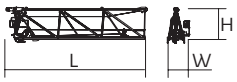 ① 6 DVF	35.5	5.6	9	7,959
Jib section	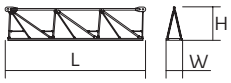 ② ④ ⑤ ⑥	33.8 33.5 33.6 33.4	3.9 3.9 3.9 3.9	7.9 7.8 6.9 6	5,335 3,439 2,723 1,753
Jib section	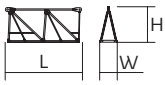 ③ ⑦	17.3 16.7	3.9 3.9	7.8 5	2,116 683
Jib section	⑧	16.7	3.9	4.6	485
Trolley	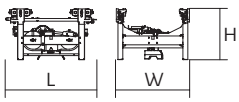 13.2 USt	6.1	5	3.4	882
Pulley block	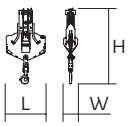 13.2 USt	3.9	1.4	7.6	1,003
Trolley	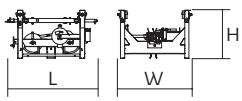 13.2 USt	5.2	5	3.2	463
Trolley	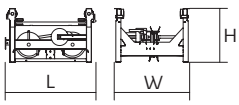 13.2 USt 6.6 USt	5.6 6.1	5 5	3.4 3.2	540 520
Pulley block	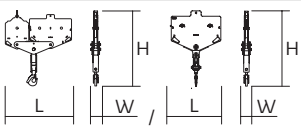 13.2 USt 6.6 USt	5.4 3.6	0.7 0.9	5.8 5.3	992 584

Crane tower			L (ft)	W (ft)	H (ft)	lb (+/- 5%)
Telescopic cage T 61	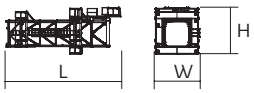	⊘6.6 ft	35.5	13.6	14.7	21,385
K60/K60-2	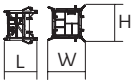	⊘6.6 ft	7.3	8.2	8.1	4,255
K 649B KM 649E KRM 6410B	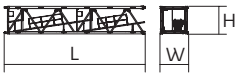	⊘6.6 ft	33.6 33.8 33.6	6.8 6.7 6.9	6.7 6.7 6.8	11,663 10,692 15,653
K 649A KMT 649A KR 649A KRMT 649A		⊘6.6 ft	17.2 17.2 17.2 17.2	6.8 6.8 6.9 6.9	6.7 6.7 6.8 6.8	6,184 5,666 7,165 6,724
K 649C KMT 649C KRMT 649C		⊘6.6 ft	11.7 11.7 11.7	6.8 6.8 6.9	6.7 6.7 6.8	4,559 4,542 5,401
Fixing angles	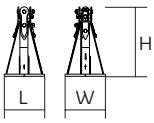	P 63A / P 800B	2.5	2.5	4.2	1,025
Basic mast unit	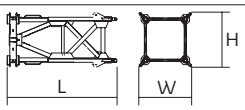	V 60A V 63A	16.4 32.9	7.9 7.9	7.9 7.9	10,494 16,887
Struts	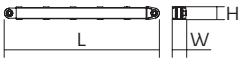	V 60A V 63A	14.8 14.8	1 1.1	1 1.1	1,036 1,235
Half-bearer	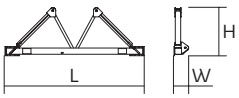	V 60A V 63A	22 22	2.3 2.3	7.6 7.6	4,057 4,101
Cross girder	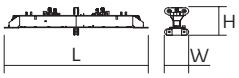	ZD 463	25.1	3.8	4.5	7,904
1/2 Cross girder	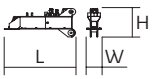	ZD 463	11.2	2.3	4.4	3,649
1/2 Cross girder		ZX 640	14.3	3.3	5.1	7,319
Cross girder		ZX 640	30	3.9	5.1	15,168

Mechanisms

480 V - 60 Hz											hp	kW	
	50 LVF 30 Optima	fpm	105	135	185	267	54	71	97	135	50	37	1,106 ft
		USt	6.6	5	3.3	1.1	13.2	9.9	6.6	2.5			
	90 HPL™ 30	fpm	176	228	326	469	723	90	120	172	244	361	90	66	2,434 ft
		USt	6.6	5	3.3	1.7	0.2	13.2	9.9	6.6	3.3	0.9			
	6 DVF 4 Optima	fpm	0 → 164 (13.2 USt) 0 → 328 (6.6 USt) 0 → 394 (3.3 USt)								5.5	4	
	RVF 162 Optima+	rpm	0 → 0.9								2 x 7.5	2 x 5.5	

IEC 60204-32	kVA	
480 V (+6% -10%) 60 Hz	50 LVF: 58 → 38 kVA 90 HPL™: 90 → 54 kVA	

50 LVF 30 Optima

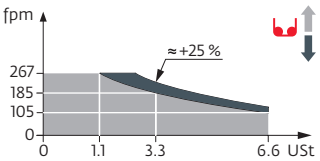

These mast combinations meet the EN 14439 and ASME B30.3-2016 specifications for "out of service" wind conditions, provided the illustrated wind speed matches required design wind speed for the location of the tower crane. The "out of service" design wind speed was determined in accordance with ASCE 7-10, Figure 26.5-1A. The wind velocity, used for this configuration was 98 mph (158 kph), which represents a nominal design 3-second wind gust at 33 ft (10 m) above ground for Exposure B category. A factor of 0.85 was applied to the 700-year ultimate design wind speed of 115 mph (185 kph), per ASCE 37-02, with the assumption that this crane is considered a temporary structure used during a construction period of 2 years or less.

- Jib elevation
- Standard equipment
- Options
- Potain Plus function: Plus load curves
- Hook heights with Plus load curves
- Reactions in service
- Reactions out of service
- Total ballast weight
- Jib weight
- Lorry 44 ft
- Container High Cube 40 ft, and/or Flat Rack 20 ft
- Hoisting
- Trolleying
- Slewing
- Travelling
- Required power
- Power Control Function: winch speeds adapted to the available power
- Consult us

This commercial document is not legally binding. For any technical information, please refer to the corresponding instructions.

© 2025 The Manitowoc Company, Inc.
www.manitowoc.com